

Dalacin[®] V Cream

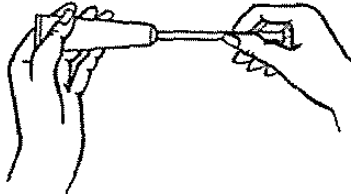
Clindamycin phosphate

How to use Dalacin V Cream

The plastic applicators provided with Dalacin V Cream are designed to allow the correct placement of the cream in the vagina. To load and use the applicator correctly, follow these steps:


- Wash hands thoroughly with soap and water before and after using the vaginal applicator.
- Remove the cap from the tube of cream.
- Screw the open end of the applicator onto the tube. Gently squeeze from the base of the tube, forcing the cream into the applicator (see diagram 1).

Diagram 1



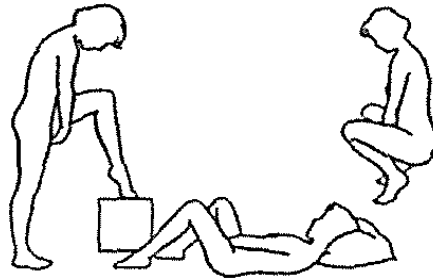
- As the cream enters the applicator, the plunger will be pushed back until it reaches the stopping point. At this stage, unscrew the applicator from the tube (see diagram 2) and replace the cap.

Diagram 2



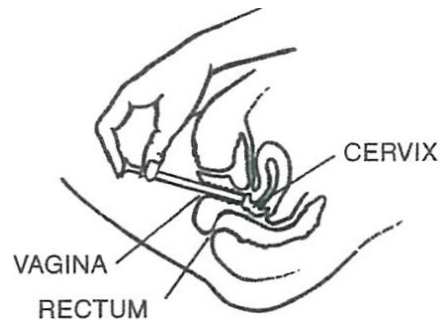
- Choose a position to apply Dalacin V cream which is comfortable for you, keeping in mind that the applicator must reach as high as is comfortable in the vagina. This may be the position which you usually use for the insertion of a tampon (see diagram 3). For example:
 - a) squatting;
 - b) standing with your legs apart or with one leg raised on a chair;
 - c) lying on your back with your legs raised.

Diagram 3



- The lips of the vagina should be parted with the fingers of one hand. Grasp the applicator between the thumb and middle finger of the other hand and insert it (open end first) into the vagina as deeply as it will comfortably reach (see diagram 4).

Diagram 4



- Holding the applicator in place, slowly push the plunger until it stops, so depositing the cream in the vagina.
- Carefully withdraw the applicator from the vagina and dispose of the applicator safely where children cannot find it.

Identification

Dalacin V Cream can be identified by the Australian Register Number, AUST R 48431, which is found on the box.

Supplier

Dalacin V Cream is supplied in Australia by:

Pfizer Australia Pty Ltd

Sydney NSW

Toll Free Number: 1800 675 229

www.pfizer.com.au

© Pfizer Australia Pty Ltd

® Registered trademark